

Suspend


Locking back recliner



The multi-lock recliner features independent foot rest and back reclining motions that require a minimum effort to operate. The independent foot rest is actuated by an outside lever while the back, actuated by a recessed finger pull, can be locked into an infinite number of positions between upright and fully reclined.



Features and Performance



Design Features

1. Continuous upholstery on foot rest (no gaps) for comfort, safety and ease of cleaning
2. Composite foam seat with dynamic suspension system for long term comfort
3. Shielded mechanism for safety
4. Polyester or wood arm caps resistant to hospital cleaners
5. Central locking system for safety (optional)
6. Infinite adjustments of the back

Performance

- 500 lb capacity
- Heavy duty mechanism completely covered by all inclusive 12 year warranty

Environmental Sustainability

- HHI Compliant
- Air Quality Certification BIFMA 207.7HI

Back Styles



straight back 628-S



flared back 628-F

Options and Accessories



Profile tablet

The profile tablet provides the patient with a generous and sturdy multi-purpose surface. When not in use it easily folds flush against the side of the chair.



Folding side tablet

A molded plastic tablet with raised edges that folds flush on the side of the arm panel.



Swiveling side tablet

Swiveling table that can be positioned in any position then locked. The swiveling table is also removable and available in 3 sizes.



Folding arm

Arm panel that can be folded to access the patient from the side of the chair. This is particularly useful for transferring patients to and from the bed.



Rolling foot tray

A platform tucked under the seat that can be pulled out to provide a foot rest that moves with the recliner.



Softgrip push bar

A tubular push bar with a softgrip cover for pushing the recliner.



Ergotron arm

Supports TV/DVD players and may be adjusted into a multitude of positions.



Drainage bag holder

A retractable loop for foley bags. It can be placed anywhere on the arm panel of the recliner.



Heated seat and lumbar

The heated seat and lumbar provides therapeutic warmth and eliminates the need of warming blankets. The optional massaging action provides three variations: wave, pulsating, and vibrating.



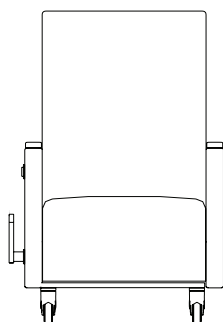
Central locking system

All wheel locking system with 3" double wheel Tente Casters

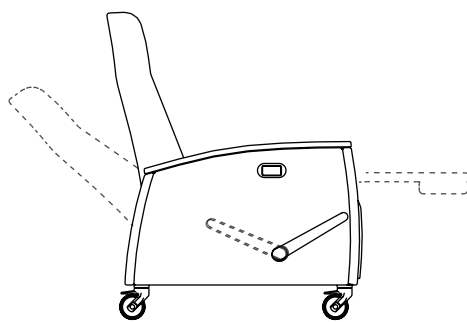
Dimensions

Locking back recliner

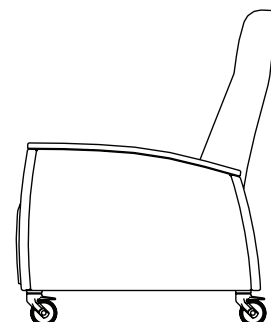
Model	Short Description	W	D	RD	H	SW	SD	SH	AH	WT	YDG	WT CAP
628s-15	recliner, locking back straight back	32	37	67	45	24	23	18	26	169 lbs.	8 yds.	500 lbs.
628f-15	recliner, locking back flared back	32	37	67	45	24	23	18	26	169 lbs.	8 yds.	500 lbs.



front



left side



right side